

Roads & Maritime Services Skippers Briefing 2018

Senior BSO Damian Logue
Phone number: 0491 229 958



Agenda

1. Lifejacket wearing rules – tenders
2. Servicing of inflatable lifejackets
3. Mandatory safety equipment
4. Correct lighting
5. COLREGS
6. Condition 100
7. Flare disposal

Lifejacket Rules

WEAR A LIFEJACKET
DON'T RISK YOUR LIFE

Boating activity/ Vessel type	Enclosed waters Lifejacket requirements	Open waters Lifejacket requirements
Children under 12 years of age	Level 50S or greater: • At all times on a vessel less than 4.8m • When in an open area of a vessel less than 8m that is underway.	Level 100 or greater: • At all times on a vessel less than 4.8m • When in an open area of a vessel less than 8m that is underway.
On all boats less than 4.8m (unless specified)	Level 50S or greater at all times when: • Boating between sunset and sunrise • Boating on alpine waters • Boating alone (without an accompanying person 12 years of age or more).	Level 100 or greater at all times.
Personal watercraft (PWC) including tow-in surfer	Level 50S or greater at all times.	Level 50S or greater at all times.
Crossing coastal bars	N/A	At all times as per open waters requirement for boating activity/vessel type.
Anyone being towed, eg water-skiing, wakeboarding	Level 50S or greater at all times.	Level 100 or greater at all times.
Canoes and kayaks	Level 50S or greater at all times when: • Boating between sunset and sunrise • Boating on alpine waters • Boating alone (without an accompanying person 12 years of age or more).	Level 50S or greater at all times.
Sailboarding and kiteboarding		
Off the beach sailing vessel		
When directed by the master of the vessel	As per enclosed waters requirement for boating activity/vessel type.	As per open water requirements for boating activity/vessel type.



Your inflatable lifejacket must be serviced in accordance with the manufacturer's instructions.



Inflatable Lifejackets Servicing










Inflatable lifejackets must be serviced according to the manufacturers instructions and service records kept.


1. Visual inspection of bladder;
2. Visual inspection of gas cylinder;
3. Weigh gas cylinder;
4. Ensure firing pin is functioning;
5. Manually inflate with mouth piece;
6. Check expiry on self-inflate canister.



Safety Equipment


















Enclosed Waters


ENCLOSED WATERS		
Symbol	Item	Quantity
	Lifejacket Level 50S or greater.	1 per person
	Anchor and chain/line (to suit vessel size/weight and sea floor).	1
	Bailer/bucket/fire bucket with lanyard.	1
	Bilge pump(s) – Manual or power operated (vessel with covered bilge(s) or closed under-floor compartments other than airtight void spaces and must be capable of draining each compartment).	1*
	Fire extinguisher(s) (vessels with electric start, electric motors, battery, gas or fuel stoves).	1**
	Paddles or oars and rowlocks (in vessels under 6m unless a second means of propulsion is fitted).	1
	Safety label (appropriate to vessel type).	1
	Sound signal (air horn/whistle/bell).	1
	Waterproof torch (floating and operational).	1



Safety Equipment


Open Waters

OPEN WATERS		
Symbol	Item	Quantity
	Lifejacket Level 100 or greater. Note: The exception is when using PWC, canoes and kayaks, off-the-beach sailing vessels, sailboards and kiteboards.	1 per person
	Anchor and chain/line (to suit vessel size/weight and sea floor).	1
	Bailer/bucket/fire bucket with lanyard.	1
	Bilge pump(s) – Manual or power operated (vessel with covered bilge(s) or closed under-floor compartments other than airtight void spaces and must be capable of draining each compartment).	1*
	Compass (fluid filled magnetic).	1
	Distress flare (orange smoke hand-held, in date).	2
	Distress flare (red hand-held, in date).	2
	Fire extinguisher(s) (vessels with electric start, electric motors, battery, gas or fuel stoves).	1**
	Map/chart for area of operation (paper or electronic).	1
	Paddles or oars and rowlocks (in vessels under 6m unless a second means of propulsion is fitted).	1
	Safety label (appropriate to vessel type).	1
	Sound signal (air horn/whistle/bell).	1
	V sheet (dimensions 1.8m x 1.2m minimum).	1
	Water (suitable for drinking).	2L per person
	Waterproof torch (floating and operational).	1
ADDITIONAL EQUIPMENT for OPEN WATERS required if two nautical miles or more offshore		
	Emergency Position Indicating Radio Beacon (EPIRB) – 405MHz. Must be in date (according to the manufacturers expiry date) and properly registered with AMSA.	1
	Marine radio	1




Tenders (if operating in enclosed waters, less than 3m in length and operating within 200m of the shore)

Exempt from carrying other safety equipment if the vessel carries a paddle or oars, a waterproof torch if operating between sunset and sunrise, a bucket/bailer or bilge pump.

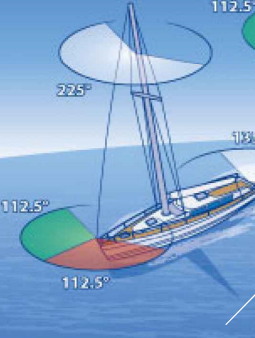


Lighting Rules Sailing Vessels




Under sail


Under motor



Optional extra





At anchor




- Tricolour not recommended
- Not compliant for vessels under motor - steaming light must be a minimum of 1m above sidelights (COLREGS Annex 1 Rule 2 (d)(h))

Use a torch to illuminate sails in busy areas or when another vessel seen approaching

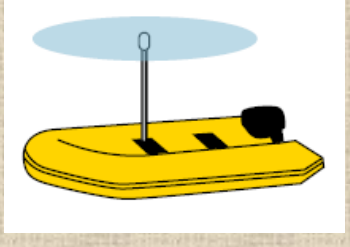





Lighting Rules Power Vessels




Under 7m; less than 7 knots



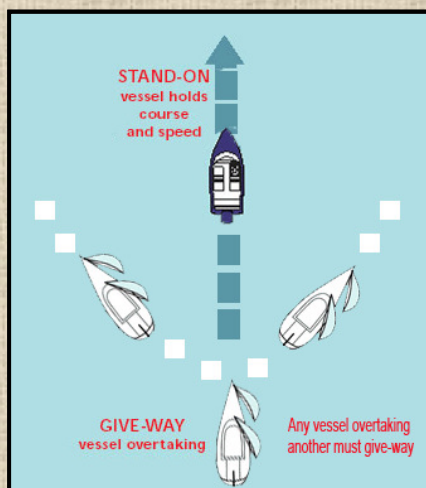
Under 12m







COLREGS Rule 13 - Overtaking



11



COLREGS Rule 9 – Narrow Channels

(a)

A vessel proceeding along the course of a narrow channel or fairway shall keep as near the outer limit of the channel or fairway which lies on her starboard side as is safe and practicable, i.e. **STAY RIGHT**.

12

COLREGS Rule 18: NSW Special Rule

Orange Diamond - Priority over sail

(2) the operator of a sailing vessel must keep out of the way of, and keep a safe distance from, a vessel displaying a priority over sail signal.



NSW GOVERNMENT

13

STEER CLEAR of Big Ships and Ferries

Condition 100

BIG SHIPS SMALL BOATS

Before heading out check the Daily Vessel Movements on the Sydney Ports website: www.sydneyports.com.au

- ✓ Listen to the safety broadcast from Sydney Ports' 24/7 Vessel Traffic Service (VTS) centre on VHF Channel 13 for details of vessel movements
- ✓ Monitor VHF Channel 13 for position reports from vessels
- ✓ Always keep a lookout for seagoing ships and STEER CLEAR of them

DO NOT pass between the escort vessel and the seagoing ship
DO NOT pass within 30 metres of the side or stern of a seagoing ship
DO NOT anchor in a channel or fairway
DO NOT block a channel or fairway

24 HOUR HARBOUR OPERATIONS
VHF CHANNEL 13



1/2 NAUTICAL MILE

20K = 90 SEC.

10K = 3 MIN.



1. Big ship - Keep 500m from bow, 30m from sides/stern

- Do not pass between escort/pilot vessel and ship

2. Ferries - Keep 200m from bow, 30m from sides/stern

NSW GOVERNMENT



Incident Reporting

All incidents

- Advise club Sailing Officer

Significant incidents

(i.e. incident has resulted in death or injury to a person; in excess of \$5,000 damage to a vessel or other property; damage or risk to the environment)

- Advise RMS

Complete Vessel Incident Report Form within 24hrs

<http://www.rms.nsw.gov.au/maritime/safety-rules/incidents-emergencies/incident-reporting.html>



17

Go Easy on the Drink



The Permissible Concentration of Alcohol (PCA) on the water is the same as for the road:

Commercial Vessel Operator	under 0.02
Recreational Vessel Operators (under 18 years)	0.00
Recreational Vessel Operators (18 years and over)	under 0.05



18

Flare Disposal

Attend designated drop off locations and times

Flare disposal can happen at the RMS mobile collections, dates and locations for the 2018/19 summer boating season should be announced towards the beginning of October 2018.

Quick links >

- [Boating knowledge quiz](#)
- [Boat licence online study guides](#)
- [Boating maps](#)
- [Boating Safety Day](#)
- [e-lodgement of planning applications](#)

Expired flares

(down right hand side of Maritime homepage)



Full schedule:

<http://www.rms.nsw.gov.au/maritime/safety-rules/safety-equipment/flare-disposal.html>



Any questions?

Thank you!

SBSO: Damian Logue
Phone number: 0491 229 958

